


**Skw̓wú7mesh
Úxwumixw
App User Guide**

Spring 2023



squamish.net/app

Table of Contents

Welcome to the app	3
How to download the app	4
Member exclusive content	5
App dashboard	6
Common questions	7



Welcome to the Skwxwú7mesh Úxwumixw App

What is this app for?

The app is designed to be an easy and quick way to access information released by the Nation.

What information can I find on the app?

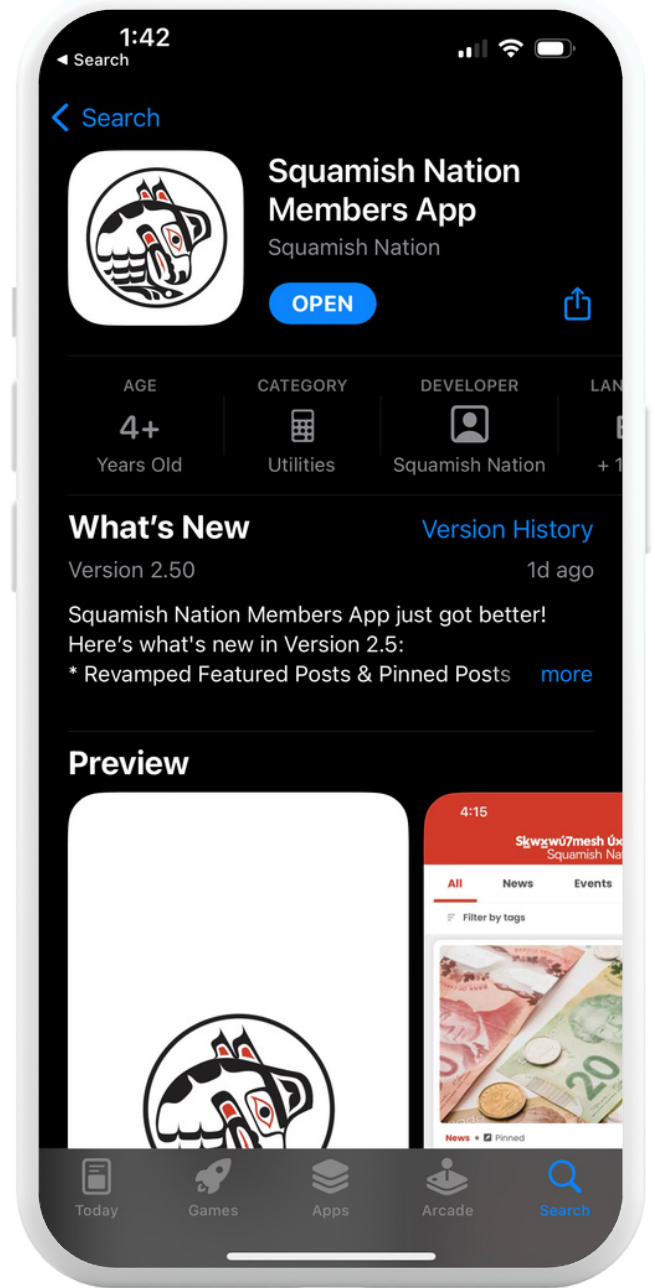
- News
- Events
- Documents
- A link to all Nation job and internship opportunities
- If you are a Member you will be able to register for a Member account and access exclusive content. For more information, please refer to **page 5**.



Download the Skwxwú7mesh Úxwumixw App



Scan the QR code above to download the app, or follow the instructions below.



Download Now:

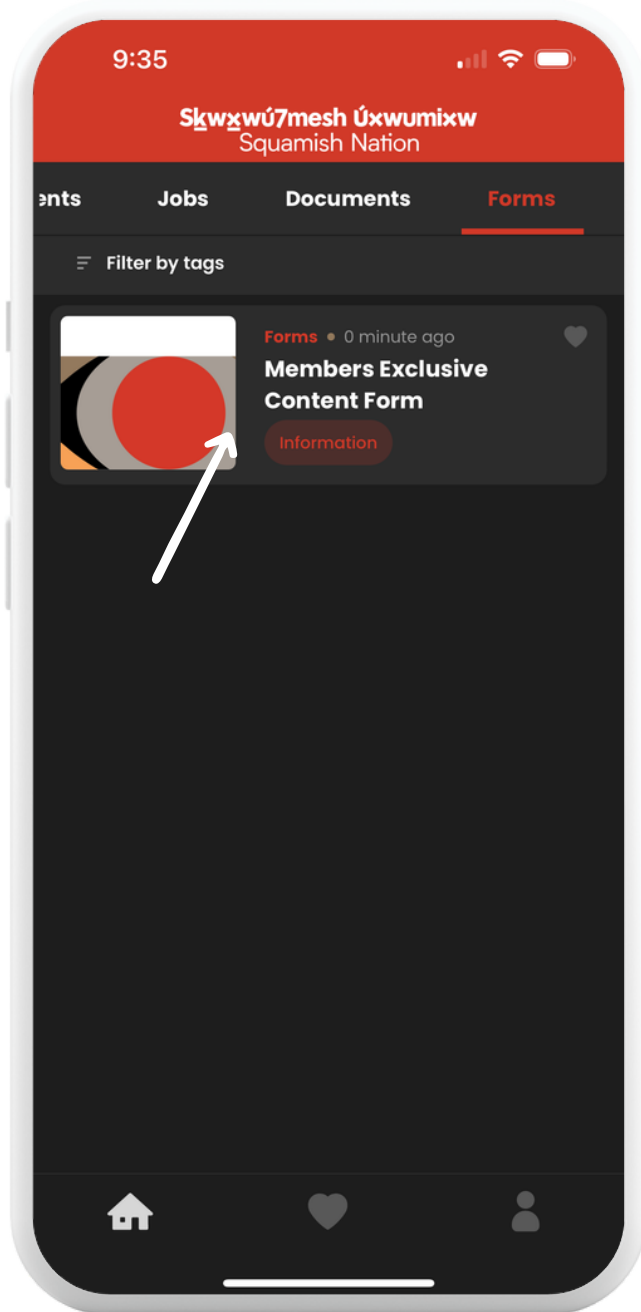
1. Go to the Appl App Store or the Google Play Store and search "Squamish Nation"
2. Tap "Register" under "Member Login"
3. Fill out your information and press "Register"
4. Click the verification link sent to your email inbox
5. If you are a Member, please fill out the **"Member Exclusive Content Form"**. For additional information, please continue reading on the next page.

**I've downloaded
the app and made
an account...
what's next?**

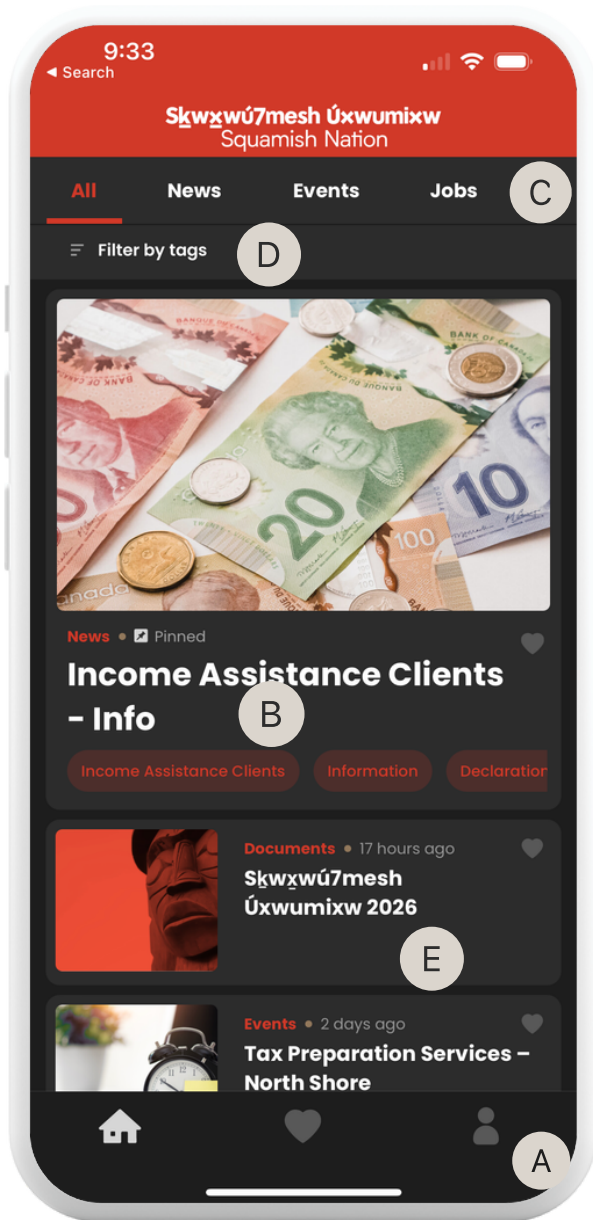
Register for Member specific content!

As a Member, you will be able to view confidential information that the general public cannot. This includes things like important Council letters or budget information.

To register for Member specific content, navigate over to "Forms" in the app, and fill out the "**Member Exclusive Content Form**" so we can verify you as a Member.



The app dashboard



On login, you will be taken to the app dashboard.

A. Profile Button

Tap the main menu button to access your profile, FAQs, contact information, the privacy policy, or to logout.

B. Featured Items

The top featured section contains important news from the Nation. Tap the news item to open.

C. Categories

Tap any category link to filter the main feed by category.

D. Filter by Post Tags

By tapping the filter button, you can filter either the entire main feed, or an individual category by one or more tags to locate specific content.

E. Main Feed

The main feed of your app. Items are displayed with the newest posts at the top.

Common questions

I've forgotten my password. What do I do?

If you previously registered for the Squamish Nation app and have forgotten your password, simply click "forgot your password?" below the login form.

Enter the email you signed up with in the "email" field and press "send link". Check your email for instructions on how to reset your password. If you do not receive the reset email, please check your spam folder.

How do I manage my profile/account?

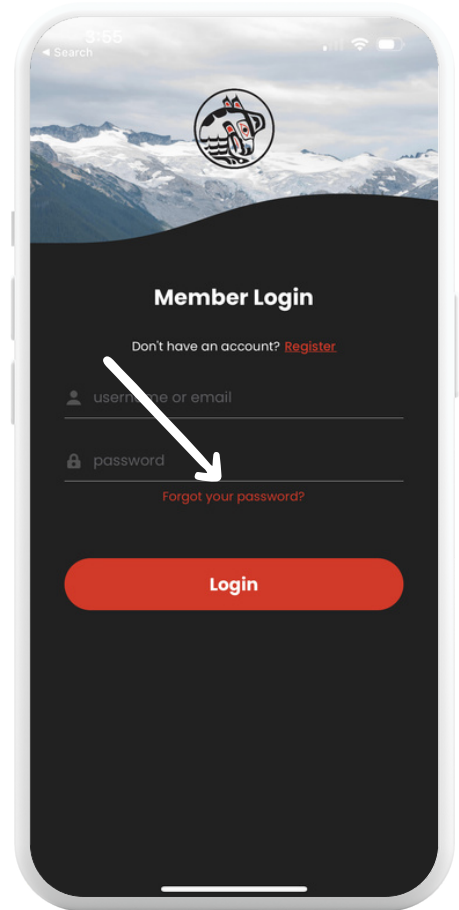
To manage your profile, tap on the profile icon on the bottom right hand corner of the app and then tap "edit my profile". You can change your name or password from this screen.

Additional FAQs

Access frequently asked questions about the Squamish Nation app by tapping the profile button and selecting "FAQ". Tap each question to expand its answer. Can't find an answer to your question? Reach out for support at communications@squamish.net.

Privacy Policy

Tap the profile icon and select "Privacy Policy". Information about what the app tracks, why, and how it is stored can be found there. App servers store as little information as possible.





Skwxwú7mesh
Úxwumixw
Squamish Nation