

Squamish Nation

Consolidated Financial Statements
March 31, 2020

Management's Responsibility for Financial Reporting

The accompanying consolidated financial statements ("financial statements") of the Squamish Nation (the "Nation") as at March 31, 2020 and for the year then ended are the responsibility of management. The financial statements have been prepared by management in accordance with Canadian public sector accounting standards. Financial statements are not precise since they include certain amounts based on estimates and judgments. When alternative accounting methods exist, management has chosen those it deems most appropriate in the circumstances, in order to ensure that the financial statements are presented fairly, in all material respects.

Management maintains systems of internal accounting and administrative controls of high quality, consistent with reasonable cost. Such systems are designed to provide reasonable assurance that the financial information is relevant, reliable and accurate and the Nation's assets are appropriately accounted for and adequately safeguarded.

The Squamish Nation Council ("Council") is responsible for ensuring that management fulfills its responsibilities for financial reporting and is ultimately responsible for reviewing and approving the financial statements.

Council reviews the financial statements and approves them. Council meets periodically with management, as well as the external auditor, to discuss internal controls over the financial reporting process, auditing matters and financial reporting issues, to satisfy themselves that each party is properly discharging their responsibilities, and to review the financial statements and the independent auditor's report. Council considers its findings when approving the financial statements for issuance to the Members.

The financial statements have been approved by Council. In addition, these financial statements have been audited by PricewaterhouseCoopers LLP in accordance with Canadian generally accepted auditing standards on behalf of the Members. PricewaterhouseCoopers LLP has full access to Council.

DocuSigned by:



D4328190141D4B4...

Kristen Rivers, Co-Chair of Council

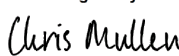
DocuSigned by:



9280BF62652B46C...

Joshua Joseph, Co-Chair of Council

DocuSigned by:



09F41A58DDEA472...

Chris Mullen, CPA, CA, Director of Finance



Independent auditor's report

To the Members of Squamish Nation

Our opinion

In our opinion, the accompanying consolidated financial statements present fairly, in all material respects, the financial position of Squamish Nation and its subsidiaries (together, the Nation) as at March 31, 2020 and the results of its operations, changes in its net debt and its cash flows for the year then ended in accordance with Canadian public sector accounting standards.

What we have audited

The Nation's consolidated financial statements comprise:

- the consolidated statement of financial position as at March 31, 2020;
- the consolidated statement of operations and accumulated surplus for the year then ended;
- the consolidated statement of changes in financial assets for the year then ended;
- the consolidated statement of cash flows for the year then ended; and
- the notes to the consolidated financial statements, which include a summary of significant accounting policies.

Basis for opinion

We conducted our audit in accordance with Canadian generally accepted auditing standards. Our responsibilities under those standards are further described in the *Auditor's responsibilities for the audit of the consolidated financial statements* section of our report.

We believe that the audit evidence we have obtained is sufficient and appropriate to provide a basis for our opinion.

Independence

We are independent of the Nation in accordance with the ethical requirements that are relevant to our audit of the consolidated financial statements in Canada. We have fulfilled our other ethical responsibilities in accordance with these requirements.

Comparative information

The financial statements of the Nation for the year ended March 31, 2019 were audited by another auditor who expressed an unmodified opinion on those statements on July 24, 2019.

PricewaterhouseCoopers LLP
PricewaterhouseCoopers Place, 250 Howe Street, Suite 1400, Vancouver, British Columbia, Canada V6C 3S7
T: +1 604 806 7000, F: +1 604 806 7806

"PwC" refers to PricewaterhouseCoopers LLP, an Ontario limited liability partnership.



Responsibilities of management and those charged with governance for the consolidated financial statements

Management is responsible for the preparation and fair presentation of the consolidated financial statements in accordance with Canadian public sector accounting standards, and for such internal control as management determines is necessary to enable the preparation of consolidated financial statements that are free from material misstatement, whether due to fraud or error.

In preparing the consolidated financial statements, management is responsible for assessing the Nation's ability to continue as a going concern, disclosing, as applicable, matters related to going concern and using the going concern basis of accounting unless management either intends to liquidate the Nation or to cease operations, or has no realistic alternative but to do so.

Those charged with governance are responsible for overseeing the Nation's financial reporting process.

Auditor's responsibilities for the audit of the consolidated financial statements

Our objectives are to obtain reasonable assurance about whether the consolidated financial statements as a whole are free from material misstatement, whether due to fraud or error, and to issue an auditor's report that includes our opinion. Reasonable assurance is a high level of assurance, but is not a guarantee that an audit conducted in accordance with Canadian generally accepted auditing standards will always detect a material misstatement when it exists. Misstatements can arise from fraud or error and are considered material if, individually or in the aggregate, they could reasonably be expected to influence the economic decisions of users taken on the basis of these consolidated financial statements.

As part of an audit in accordance with Canadian generally accepted auditing standards, we exercise professional judgment and maintain professional skepticism throughout the audit. We also:

- Identify and assess the risks of material misstatement of the consolidated financial statements, whether due to fraud or error, design and perform audit procedures responsive to those risks, and obtain audit evidence that is sufficient and appropriate to provide a basis for our opinion. The risk of not detecting a material misstatement resulting from fraud is higher than for one resulting from error, as fraud may involve collusion, forgery, intentional omissions, misrepresentations, or the override of internal control.
- Obtain an understanding of internal control relevant to the audit in order to design audit procedures that are appropriate in the circumstances, but not for the purpose of expressing an opinion on the effectiveness of the Nation's internal control.
- Evaluate the appropriateness of accounting policies used and the reasonableness of accounting estimates and related disclosures made by management.



- Conclude on the appropriateness of management's use of the going concern basis of accounting and, based on the audit evidence obtained, whether a material uncertainty exists related to events or conditions that may cast significant doubt on the Nation's ability to continue as a going concern. If we conclude that a material uncertainty exists, we are required to draw attention in our auditor's report to the related disclosures in the consolidated financial statements or, if such disclosures are inadequate, to modify our opinion. Our conclusions are based on the audit evidence obtained up to the date of our auditor's report. However, future events or conditions may cause the Nation to cease to continue as a going concern.
- Evaluate the overall presentation, structure and content of the consolidated financial statements, including the disclosures, and whether the consolidated financial statements represent the underlying transactions and events in a manner that achieves fair presentation.
- Obtain sufficient appropriate audit evidence regarding the financial information of the entities or business activities within the Nation to express an opinion on the consolidated financial statements. We are responsible for the direction, supervision and performance of the group audit. We remain solely responsible for our audit opinion.

We communicate with those charged with governance regarding, among other matters, the planned scope and timing of the audit and significant audit findings, including any significant deficiencies in internal control that we identify during our audit.

PricewaterhouseCoopers LLP

Chartered Professional Accountants

Vancouver, British Columbia
October 2, 2020

Squamish Nation

Consolidated Statement of Financial Position

As at March 31, 2020

	2020 \$	2019 \$
Financial Assets		
Cash and cash equivalents	101,282,079	88,407,886
Restricted cash (note 3)	500,534	808,256
Accounts receivable (notes 10 and 16)	22,488,420	19,302,724
Inventory held for resale	269,442	282,247
Funds held by the Government of Canada	1,090,397	1,039,004
Investments and advances (note 4)	80,978,883	84,059,796
	<u>206,609,755</u>	<u>193,899,913</u>
Liabilities		
Accounts payable and accrued liabilities (notes 9 and 16)	11,493,785	11,316,192
Committed program funds (schedule 2)	7,296,745	7,610,556
Deferred revenue (note 2)	27,062,812	27,284,429
Loans payable (note 8)	30,279,932	35,736,083
	<u>76,133,274</u>	<u>81,947,260</u>
Net financial assets	<u>130,476,481</u>	<u>111,952,653</u>
Non-Financial Assets		
Tangible capital assets (schedule 1)	90,223,292	82,581,173
Property under development	4,564,735	4,498,606
Land held for resale (schedule 1)	-	4,612,267
Prepaid expenses	821,752	950,259
Deferred lease costs (note 6)	1,974,658	2,089,068
	<u>97,584,437</u>	<u>94,731,373</u>
Accumulated Surplus (note 18)	<u>228,060,918</u>	<u>206,684,026</u>
Commitments and contingent liabilities (notes 4(c), 9 and 11))		

The accompanying notes are an integral part of these consolidated financial statements.

Squamish Nation

Consolidated Statement of Operations and Accumulated Surplus

For the year ended March 31, 2020

	Budget \$	2020 \$	2019 \$
Revenue (notes 10 and 11)			
Leases	25,325,683	28,988,764	27,312,208
Other income	10,483,060	20,691,229	17,920,512
Indigenous Services Canada	13,190,189	16,225,898	17,585,280
Lands and resources accommodation	5,547,414	9,915,523	13,860,409
Taxation	11,216,327	10,447,998	10,669,449
Cigarettes, gasoline and retail	3,882,829	4,103,090	4,352,353
Committed funds from prior year	1,814,644	7,610,556	3,690,703
Interest and other	785,000	4,822,744	3,626,107
Forestry revenue	550,000	824,683	615,847
Equity earnings, Mosquito Creek Marina Limited Partnership	764,718	2,006,098	1,671,511
Equity earnings, Lynnwood Marina	700,000	1,613,302	1,507,809
Equity earnings, Squamish Valley Gas Limited Partnership	515,000	441,995	566,830
Equity earnings, LDB Developments (AQ/MIB/SN/TWN) Limited Partnership	-	-	9,217
Equity earnings, Capilano River R.V. Park Limited Partnership	1,721,735	1,065,428	-
Equity earnings, Northwest Squamish Forestry Limited Partnership	-	443,215	-
Interest and timber dues on funds held by the Government of Canada	12,500	51,393	58,896
Committed funds to next year	(885,565)	(7,296,694)	(7,610,556)
	<u>75,623,534</u>	<u>101,955,222</u>	<u>95,836,575</u>
Expenses (note 14)			
Program costs (schedule 2)	59,563,071	61,215,850	58,234,308
Taxation	4,102,749	3,981,016	3,958,711
Cigarettes, gasoline and retail	3,370,958	3,665,354	3,638,983
Leases	1,353,693	1,441,626	2,572,091
Interest and other expense (note 9)	2,674,326	3,865,200	2,512,187
Lands and resources accommodation	771,146	741,480	589,327
Project negotiation expenses	913,914	378,893	525,277
Equity loss, MST (Jericho 2016) Limited Partnership	-	4,791,000	6,799,000
Equity loss, MST limited partnerships	-	437,000	1,611,000
Equity loss, Northwest Squamish Forestry Limited Partnership	-	-	450,737
Equity loss, LDB Developments (AQ/MIB/SN/TWN) Limited Partnership	10,000	60,911	-
	<u>72,759,857</u>	<u>80,578,330</u>	<u>80,891,621</u>
Excess of revenue over expenses for the year	2,863,677	21,376,892	14,944,954
Accumulated surplus – Beginning of year	206,684,026	206,684,026	191,739,072
Accumulated surplus – End of year (note 18)	<u>209,547,703</u>	<u>228,060,918</u>	<u>206,684,026</u>

The accompanying notes are an integral part of these consolidated financial statements.

Squamish Nation

Consolidated Statement of Changes in Financial Assets

For the year ended March 31, 2020

	Budget \$	2020 \$	2019 \$
Excess of revenue over expenses	2,863,677	21,376,892	14,944,954
Amortization of tangible capital assets	4,111,000	4,170,165	4,441,846
Acquisition of tangible capital assets	(2,018,612)	(7,690,196)	(4,786,964)
Disposition of tangible capital assets	-	490,179	71,504
Acquisition of property under development	-	(66,129)	(375,400)
Change in prepaid expenses	-	128,507	27,017
Amortization of deferred lease costs	-	114,410	114,410
Increase in net financial assets	4,956,065	18,523,828	14,437,367
Net financial assets – Beginning of year	111,952,653	111,952,653	97,515,286
Net financial assets – End of year	116,908,718	130,476,481	111,952,653

The accompanying notes are an integral part of these consolidated financial statements.

Squamish Nation

Consolidated Statement of Cash Flows

For the year ended March 31, 2020

	2020 \$	2019 \$
Cash provided by (used in)		
Operating activities		
Excess of revenue over expenses for the year	21,376,892	14,944,954
Items not involving cash		
Amortization of tangible capital assets	4,170,165	4,441,846
Equity (earnings) loss from government business enterprises and government business partnerships	(281,127)	5,105,370
Amortization of deferred lease costs	114,410	114,410
Loan forgiveness	(1,197,778)	-
	<u>24,182,562</u>	<u>24,606,580</u>
Change in operating working capital (note 13)	(3,402,219)	16,646,988
	<u>20,780,343</u>	<u>41,253,568</u>
Capital activities		
Acquisition of tangible capital assets	(7,690,196)	(4,786,964)
Proceeds on disposition of tangible capital assets	490,179	71,504
	<u>(7,200,017)</u>	<u>(4,715,460)</u>
Investing activities		
Decrease (increase) in restricted cash	307,722	(174,080)
Increase in funds held by the Government of Canada	(51,393)	(58,896)
Decrease (increase) in investments and advances	832,940	(4,385,613)
Drawings from government business enterprises	2,529,100	2,509,850
Acquisition of property under development	(66,129)	(375,400)
	<u>3,552,240</u>	<u>(2,484,139)</u>
Financing activities		
Repayment of loans	(4,258,373)	(2,317,864)
	<u>12,874,193</u>	<u>31,736,105</u>
Increase in cash and cash equivalents during the year	12,874,193	31,736,105
Cash and cash equivalents – Beginning of year	88,407,886	56,671,781
Cash and cash equivalents – End of year	101,282,079	88,407,886
Supplementary cash flow information		
Interest paid	1,290,499	1,537,755

The accompanying notes are an integral part of these consolidated financial statements.

Squamish Nation

Approval of the Consolidated Financial Statements

For the year ended March 31, 2020



Orene Askew



Alroy Baker
K'etxim'tn



Deborah Baker
K'ana




Richard E. Baker
Kasalus



Chief Ian Campbell
Xalek/Sekyu Siyam



Brandon Darbyshire-Joseph
Katxelacha



Carla George
Kwitelut Kwelaw'ikw



Joshua Joseph
Skwetsi7meltxw



Christopher Lewis
Syetaxtn



Deanna Lewis
Kalkalih



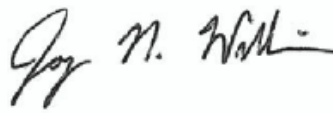
Jacob E. Lewis III
Xayil



Dustin Rivers
Sxwchalten iy Xelsilem



Kristen Rivers
Tiyaltelut



Joyce Williams

Wilson Williams
Sxwixwtn



Marcus Wooden
Klakwagilagime

The accompanying notes are an integral part of these consolidated financial statements.

Squamish Nation

Notes to Consolidated Financial Statements

March 31, 2020

1 Summary of significant accounting policies

These consolidated financial statements, which represent the operations of the Squamish Indian Band, operating as the Squamish Nation (the Nation) as represented by its Council, have been prepared in accordance with Canadian public sector accounting standards. The significant accounting policies are as follows:

Basis of presentation

The consolidated financial statements include the accounts of the Nation and organizations controlled by the Nation. Government partnerships, other than government business partnerships, are accounted for using the proportionate consolidation method. Under this method, the Nation includes its pro rata share of the assets, liabilities, revenues and expenses that are subject to shared control on a line-by-line basis with similar items in its consolidated financial statements. At March 31, 2020, the Nation shared control (50%) of Spo7ez Cultural Centre and Community Society (Spo7ez) with Lil'wat Nation, and shared control (33%) of MST Development Corporation with Musqueam Indian Band and Tsleil-Waututh Nation. Government business partnerships are accounted for using the modified equity method.

All controlled entities are fully consolidated on a line-by-line basis except for the commercial enterprises which meet the definition of a government business enterprise or a government business partnership, which are included in the consolidated financial statements on a modified equity basis. For fully or proportionately consolidated entities, inter-organizational balances and transactions are eliminated upon consolidation.

The budget figures presented in the consolidated statement of operations and accumulated surplus and consolidated statement of changes in net financial assets present the original budget of the Nation which was approved by Squamish Nation Council (the Council) on April 16, 2019.

Principles of consolidation

Organizations consolidated in the Nation's financial statements include:

- Spo7ez Cultural Centre and Community Society (government partnership, 50% share, proportionately consolidated)
- MST Development Corporation (government partnership, 33% share, proportionately consolidated)
- Lynnwood Industrial Estates Holding Company Ltd.
- SN Produce Limited Partnership
- SN New Brighton Dock Ltd.
- Newhaven group of entities
- Nchu'7mut Contracting Limited Partnership
- Squamish Nation Youth Centre
- Nch'Kay Development Limited Partnership
- Various other inactive entities

Squamish Nation

Notes to Consolidated Financial Statements

March 31, 2020

Investments in the following commercial enterprises are accounted for by the modified equity method and, as such, the accounting policies of these entities are not adjusted to conform with those of the Nation:

Government business enterprises/government business partnerships:

- Mosquito Creek Marina Limited Partnership
- Lynnwood Industrial Estates Ltd. and Lynnwood Marina Limited Partnership
- Northwest Squamish Forestry Limited Partnership
- Squamish Valley Gas Limited Partnership
- LDB Developments (AQ/MIB/SN/TWN) Limited Partnership (25% share)
- MST (Jericho) Limited Partnership, MST (Fairmont) Limited Partnership and MST (West Vancouver) Limited Partnership (33% share (The MST limited partnerships)
- MST (Jericho 2016) Limited Partnership (33% share)
- Capilano River R.V. Limited Partnership

The purpose of the majority of the government business partnerships is to own and develop properties for the purpose of generating income.

Asset classification

Assets are classified as either financial or non-financial. Financial assets are assets that could be used to discharge existing liabilities or finance future operations. Non-financial assets are acquired, constructed or developed assets that do not provide resources to discharge existing liabilities but are employed to deliver government services and may be consumed in normal operations. Non-financial assets include tangible capital assets, property under development, land held for resale, prepaid expenses and deferred lease costs. Intangible assets, and items inherited by right of the Crown, are not recognized in the consolidated financial statements.

Inventory held for resale

Inventory consists of goods purchased for resale and is recorded at the lower of cost and net realizable value with cost being determined on a first-in-first-out basis. Net realizable value is the estimated selling price less the estimated costs necessary to make the sale.

Squamish Nation

Notes to Consolidated Financial Statements

March 31, 2020

Non-financial assets

a) Tangible capital assets

Tangible capital assets are recorded at cost which includes amounts that are directly attributable to the acquisition, construction, development or betterment of the assets. The cost, less residual value of the capital assets, is amortized on a straight-line basis over their estimated useful lives as follows:

Housing and schools	20 years
Buildings, prefab structures, townhouses recreation and driving range facilities, lot	3 – 35 years
Infrastructure	30 years
Computer hardware and software	5 – 15 years
Vehicles	5 years
Squamish Lil'wat Cultural Centre	3 – 60 years

Construction in progress is recorded at cost and is not amortized until the asset is brought into use.

Annual amortization is charged in the year of acquisition and in the year of disposal.

When conditions indicate that a tangible capital asset no longer contributes to the ability to provide goods or services, or that the value of future economic benefits is less than its carrying value, the carrying value of the asset is reduced to reflect the decline in value.

b) Property under development

Property under development is recorded at cost and is not amortized until complete.

c) Land held for resale

Land held for resale is recorded at cost.

d) Deferred lease costs

Deferred lease costs include initial direct costs incurred to secure operating leases, which are deferred and amortized over the term of the leases, ranging from 20 to 30 years.

Loan receivable

Loans receivable are initially recorded at cost, and thereafter at the lower of cost and net realizable value. Interest income is recognized in the period earned, and ceases to be earned if the collection of outstanding principal and interest amounts are not reasonably assured. Loans receivable are presented in investments and advances in the consolidated statement of financial position.

Squamish Nation

Notes to Consolidated Financial Statements

March 31, 2020

Revenue recognition

Government transfers from the federal and provincial governments that do not include stipulations are recognized as revenue when the transfers have been authorized, eligibility criteria have been met and a reasonable estimate of the amount can be made. Government transfers with stipulations are recognized as revenue in the period the transfers are authorized, and eligibility criteria and stipulations are met.

Restricted contributions received under terms of agreements are recognized as revenue in the year in which the related expenses are incurred. Unexpended restricted contributions for programs are deferred as committed program funds. Unrestricted contributions are recognized as revenue when received.

Revenue from leases is recognized on a straight-line basis as it is earned based on the lease agreements and when collectability is reasonably assured. Revenues from lands and resource accommodation, interest and timber dues, forestry revenue and other income are recognized as they are earned and collectability is reasonably assured. Revenues from sales of cigarettes, gasoline and retail are recognized upon delivery of the products. Amounts received but not yet earned are recorded as deferred revenue.

Taxation revenues are recognized when authorized by the Council, the taxable event has occurred, and the definition of an asset is met.

Use of estimates

The preparation of consolidated financial statements in conformity with Canadian public sector accounting standards requires management to make estimates and assumptions that affect the reported amounts of assets and liabilities, and the disclosure of contingent assets and liabilities, at the date of the consolidated financial statements and the reported amounts of revenues and expenses during the reporting period. Actual results could differ from those estimates.

Liability for contaminated sites

The Nation recognizes and measures a liability for remediation of contaminated sites where:

- a) an environmental standard exists;
- b) contaminated levels exceed the environmental standards;
- c) the Nation is directly responsible or accepts responsibility;
- d) it is expected that future economic benefits will be given up; and
- e) a reasonable estimate of the amount can be made.

The liability is based on the present value of the estimated costs directly attributable to the remediation and post-remediation activities.

Squamish Nation

Notes to Consolidated Financial Statements

March 31, 2020

As at March 31, 2020 and 2019, no contaminated sites have been identified that meet the criteria outlined in the standard.

2 Lands and resources accommodation

During the year ended March 31, 2019, the Nation entered into several agreements with various government entities related to right-of-ways and permits. Under these agreements, the Nation granted land use and access rights for an indefinite period in exchange for consideration of \$19.5 million. During the year ended March 31, 2020, \$390,823 (2019 – \$213,669) has been recognized in revenue and \$18,895,508 in deferred revenue as at March 31, 2020 based on an initial estimated period of 50 years.

During the year ended March 31, 2019, the Nation, a Provincial Crown Corporation and the Provincial Government signed an Accommodation Agreement resulting in an amount payable to the Nation totaling \$8.5 million related to the use of land within the Nation's traditional territory. During the year ended March 31, 2019, \$5,666,667 had been received and recognized in revenue. The balance of the consideration totaling \$2,833,333 was received during the year ended March 31, 2020.

During the year ended March 31, 2019, the Nation entered into Impact Benefit Agreements with various energy companies and the Provincial Government. Under these agreements, during the year ended March 31, 2020 the Nation received and recognized in revenue \$1.9 million.

3 Restricted cash

Restricted cash consists of settlement funds, and the Nation's 50% share of the cash held by Spo7ez.

4 Investments and advances

a) Investments and advances consist of the following:

	2020 \$	2019 \$
Mosquito Creek Marina Limited Partnership – 100% enterprise investment		
Units – at cost	1	1
Cumulative share of earnings	12,444,335	10,438,237
Cumulative drawings	(8,085,420)	(6,585,420)
	4,358,916	3,852,818
Lynnwood Industrial Estates Ltd. and Lynnwood Marina Limited Partnership – 100% enterprise investment		
Investment	11,379,552	11,379,552
Accumulated amortization of purchase premium and fair value increments	(6,797,122)	(6,464,427)
Cumulative share of earnings	15,639,273	14,025,971
Cumulative drawings	(10,707,532)	(9,678,432)
	9,514,171	9,262,664
Balance carried forward	13,873,087	13,115,482

Squamish Nation

Notes to Consolidated Financial Statements

March 31, 2020

	2020 \$	2019 \$
Balance brought forward	13,873,087	13,115,482
Northwest Squamish Forestry Limited Partnership (NSFLP) – 100% enterprise investment		
Units – at cost	100	100
Advances	5,893,009	5,893,008
Cumulative share of earnings	2,393,677	1,950,462
	8,286,786	7,843,570
Cheekeye River Developments Limited Partnership – 50% enterprise investment		
Units – at cost	100	100
Squamish Valley Gas Limited Partnership – 100% enterprise investment		
Units – at cost	1	1
Drawings	(1,667,134)	(1,167,130)
Cumulative share of earnings	3,751,653	3,309,658
	2,084,520	2,142,529
Capilano River R.V. Limited Partnership – 100% enterprise investment		
Investment	99	-
Cumulative share of earnings	1,065,428	-
	1,065,527	-
LDB Developments (AQ/MIB/SN/TWN) Limited Partnership – 25% enterprise investment		
Investment	5,062,627	5,062,627
Cumulative share of earnings	59,185	120,096
	5,121,812	5,182,723
MST limited partnerships – 33% enterprise investment		
Investment	29,945,706	29,946,047
Advances	21,000	21,000
Promissory notes	4,399,303	4,399,303
Cumulative share of loss	(4,455,000)	(4,018,000)
	29,911,009	30,348,350
MST (Jericho 2016) Limited Partnership – 33% enterprise investment		
Units – at cost	1	1
Investment	3,333	3,333
Advances	27,618,666	27,618,666
Cumulative share of loss	(6,985,958)	(2,194,958)
	20,636,042	25,427,042
	80,978,883	84,059,796

Squamish Nation

Notes to Consolidated Financial Statements

March 31, 2020

The promissory notes with MST (Jericho 2016) Limited Partnership, MST (Jericho) Limited Partnership, and MST (West Vancouver) Limited Partnership are payable on demand, bear interest at prime rate per annum, and are unsecured. Other advances are unsecured, have no fixed terms of repayment and do not bear interest.

Interest was incurred by the Nation on corresponding bank loans and was charged to the following limited partnerships:

	2020 \$	2019 \$
Northwest Squamish Forestry Limited Partnership	32,214	42,519
Squamish Valley Gas Limited Partnership	41,250	44,723

Land purchased by the MST limited partnerships and MST (Jericho 2016) Limited Partnership was partially funded by either non-interest or low-interest bearing loans. The accounting framework for the MST limited partnerships and MST (Jericho 2016) Limited Partnership, International Financial Reporting Standards, requires the loans to be recorded at fair value rather than face value. Gains or losses resulting from fair value adjustments to the loans are non-cash items, and have resulted in significant changes in equity losses and earnings during the years ended March 31, 2020 and 2019. The loans are ultimately repayable at their face value.

- b) Financial information for the Nation's equity interest in government business enterprises and government business partnerships is as follows:

	2020					
	Assets \$	Liabilities \$	Net assets \$	Revenue \$	Expenses \$	Net income (loss) \$
Mosquito Creek Marina Limited Partnership	6,998,443	1,323,481	5,674,962	5,215,551	3,209,453	2,006,098
Lynnwood Industrial Estates Ltd. and Lynnwood Marina Limited Partnership	18,883,919	16,019,085	2,864,834	6,422,350	4,809,048	1,613,302
Northwest Squamish Forestry Limited Partnership	13,697,623	11,568,831	2,128,792	9,530,051	9,086,836	443,215
Squamish Valley Gas Limited Partnership	3,403,826	1,001,591	2,402,235	12,111,257	11,669,262	441,995
Capilano River R.V. Park Limited Partnership	1,647,263	110,966	1,536,297	1,731,814	666,386	1,065,428
MST limited partnerships (33%)	49,227,000	23,736,334	25,490,666	564,667	1,001,667	(437,000)
MST (Jericho 2016) Limited Partnership (33%)	161,111,134	198,968,334	(37,857,200)	391,000	5,182,000	(4,791,000)
LDB Developments (AQ/MIB/SN/TWN) Limited Partnership (25%)	10,536,723	5,414,904	5,121,819	627,376	688,287	(60,911)
	<u>265,505,931</u>	<u>258,143,526</u>	<u>7,362,405</u>	<u>36,594,066</u>	<u>36,312,939</u>	<u>281,127</u>

Squamish Nation

Notes to Consolidated Financial Statements

March 31, 2020

	2019					
	Assets \$	Liabilities \$	Net assets (deficiency) \$	Revenue \$	Expenses \$	Net income (loss) \$
Mosquito Creek Marina Limited Partnership	7,145,038	1,965,511	5,179,527	5,694,684	4,023,173	1,671,511
Lynnwood Industrial Estates Ltd. and Lynnwood Marina Limited Partnership	9,925,293	5,833,111	4,092,182	6,654,047	5,146,238	1,507,809
Northwest Squamish Forestry Limited Partnership	13,629,305	11,182,816	2,446,489	10,739,639	11,190,376	(450,737)
Squamish Valley Gas Limited Partnership	2,887,403	408,891	2,478,512	11,606,995	11,040,165	566,830
MST limited partnerships (33%)	47,913,030	22,244,970	25,668,060	608,850	2,219,850	(1,611,000)
MST (Jericho 2016) Limited Partnership (33%)	155,685,750	157,855,170	(2,169,420)	395,670	7,194,670	(6,799,000)
LDB Developments (AQ/MIB/SN/TWN) Limited Partnership (25%)	10,603,064	5,420,578	5,182,486	572,810	563,593	9,217
	<u>247,788,883</u>	<u>204,911,047</u>	<u>42,877,836</u>	<u>36,272,695</u>	<u>41,378,065</u>	<u>(5,105,370)</u>

c) The Nation's share of commitments and contingencies of its government business enterprises and government business partnerships are as follows:

- Due to the nature of the operations of Mosquito Creek Marina Limited Partnership, Lynnwood Marina Limited Partnership and Lynnwood Industrial Estates Ltd., these entities may be exposed to costs in the future as a result of environmental remediation. The extent of such losses, and any related government funding, is not determinable and any such losses would ultimately be payable by the Nation.

5 Government partnerships

a) The Nation's 50% share of assets, liabilities, revenues and expenses of Spo7ez, prior to the elimination of any inter-entity transactions, are as follows:

	2020 \$	2019 \$
Assets		
Restricted cash	500,333	523,779
Accounts receivable	21,847	31,168
Prepaid expenses	4,967	9,794
Inventory	156,486	129,751
	<u>683,633</u>	<u>694,492</u>
Tangible capital assets	<u>10,734,929</u>	<u>10,884,135</u>
	<u>11,418,562</u>	<u>11,578,627</u>

Squamish Nation

Notes to Consolidated Financial Statements

March 31, 2020

	2020 \$	2019 \$
Liabilities		
Accounts payable and accrued liabilities	85,290	79,976
Deferred revenue	77,543	87,590
Long-term debt	71,202	102,060
	<u>234,035</u>	<u>269,626</u>
Accumulated surplus	<u>11,184,527</u>	<u>11,309,001</u>
	2020 \$	2019 \$
Revenue	2,095,438	1,864,430
Expenses	1,959,194	1,738,919
	<u>136,244</u>	<u>125,511</u>

The Nation's 33% share of assets, liabilities, revenues and expenses of MST Development Corporation, prior to the elimination of any inter-entity transactions, are as follows:

	2020 \$	2019 \$
Assets		
Cash	102,377	307,544
Income taxes recoverable	2,843	-
Investment	-	-
Due from related parties	1,084,956	867,199
	<u>1,190,176</u>	<u>1,174,743</u>
Liabilities		
Accounts payable and accrued liabilities	119,319	131,213
Income taxes payables	-	2,829
Promissory notes payable	1,075,296	1,038,101
	<u>1,194,615</u>	<u>1,172,143</u>
Accumulated (deficit) surplus	<u>(4,439)</u>	<u>2,600</u>
	2020 \$	2019 \$
Revenue	512,759	473,483
Expenses	519,799	468,191
(Deficiency) excess of revenue over expenses	<u>(7,040)</u>	<u>5,292</u>

Squamish Nation

Notes to Consolidated Financial Statements

March 31, 2020

6 Deferred lease costs

			2020	2019
	Cost \$	Accumulated amortization \$	Net book value \$	Net book value \$
Deferred lease costs	3,141,701	1,167,043	1,974,658	2,089,068

7 Operating line of credit

The Nation has an operating line of credit with a maximum authorized limit of \$4,000,000 (2019 – \$4,000,000), bearing interest at the bank prime rate. No amounts have been drawn on this line as at March 31, 2020 and March 31, 2019.

8 Loans payable

	2020 \$	2019 \$
Bank of Montreal, (Timber Forestry License) demand loan repayable at \$28,367 per month, interest at prime plus 1% per annum, secured by an assignment of rents and a charge on a tree farm licence maturing in July 2021	436,859	805,636
Bank of Montreal, (Squamish Valley Gas Limited Partnership) interest at 3.89% per annum, repayable at \$8,045 per month principal plus interest, secured by an assignment of rents, maturing on August 1, 2021	997,565	1,102,148
Royal Bank of Canada, interest at prime plus 0.72% per annum, repayable at \$5,830 per month, due on August 21, 2020, secured by all personal property of Spo7ez	71,202	102,060
Royal Bank of Canada, (Lynnwood Marina) non-revolving term loan facility, repayable in monthly payments of \$69,193, interest at 3.6% per annum, secured by all personal property of Lynnwood Industrial Estates Holding Company Ltd., a pledge of all shares of Lynnwood Industrial Estates Ltd.'s leasehold interest in a property in North Vancouver, maturing on September 30, 2020	4,158,379	4,750,574
Royal Bank of Canada, (Chekwelp and Senakw) non-revolving term loan facility, repayable in monthly principal payments of \$20,721, plus interest at 3.2% per annum, secured by personal property and assignment of leases, due on January 31, 2021	1,903,748	2,087,329
Royal Bank of Canada, (Lynnwood Lease) non-revolving term loan facility, repayable in monthly principal payments of \$26,134 plus interest at 3.75% per annum, secured by all personal property and assignment of leases, maturing on November 30, 2020	1,306,959	1,646,695
Balance carried forward	8,874,712	10,494,442

Squamish Nation

Notes to Consolidated Financial Statements

March 31, 2020

	2020 \$	2019 \$
Balance brought forward	8,874,712	10,494,442
Royal Bank of Canada, (Lynnwood Marina) non-revolving term loan facility, repayable in monthly payments of \$15,727, interest at 3.30% per annum, secured by all personal property of Lynnwood Industrial Estates Holding Company Ltd., a pledge of all shares of Lynnwood Industrial Estates Ltd.'s leasehold interest in a property in North Vancouver, maturing on September 30, 2019	-	261,005
Royal Bank of Canada, (SN Produce Limited Partnership) term loan facility, interest at 3.45% per annum, monthly payments of \$6,762 guaranteed by the Nation, due on September 28, 2019	-	39,586
Promissory note without interest payable on demand to Sqomish Sea to Sky Developments Limited Partnership (Cheekeye Fan Lands), unsecured	3,414,917	3,414,917
Government of Canada negotiation loan, payable at the earlier of successful treaty negotiations as a first charge against benefits negotiated at February 7, 2022 with interest charged thereafter at the CRF lending rate charged to Crown corporations, secured by a promissory note(*)	-	1,197,778
Government of Canada, 7.25% per annum loan, repayable at \$320,089 per annum principal and interest, secured by assignment of lease, maturing in 2046	-	3,699,642
Squamish Nation Trust, 4.9% per annum loan, secured by an assignment of rents, a charge on land and any proceeds under the Department of Environment lease, due July 6, 2020 and currently being renegotiated (note 11)	16,600,000	16,600,000
Capital lease obligation, interest at 2.99% per annum, repayable at \$485 per month, final payment due July 14, 2022, secured by the related vehicle	22,376	28,713
Bank of Montreal, (Interim Funding (Portables)), repayable on demand and secured against equipment purchased. Borrowing maximum \$3,000,000	1,367,926	-
	<u>30,279,931</u>	<u>35,736,083</u>

* The Government of Canada's 2019 budget included the forgiveness of all treaty negotiation loans. The loan has now legally been forgiven as reflected above.

Squamish Nation

Notes to Consolidated Financial Statements

March 31, 2020

The total amount of the loans due on demand is \$6,217,267 (2019 – \$4,200,553). Principal instalments on loans payable based on repayment terms specified in the individual loan agreements in each of the next five years and thereafter are as follows. Loans due on demand have been included in the estimated repayments for fiscal 2020.

	Scheduled principal payments \$	Principal maturities \$	Total repayments \$
2021	755,769	24,602,603	25,358,372
2022	511,966	1,392,248	1,904,214
2023	421,923	1,521,320	1,943,243
2024	410,141	-	410,141
2025 and thereafter	663,961	-	663,961
	<u>2,763,760</u>	<u>27,516,171</u>	<u>30,279,931</u>

9 Commitments and contingent liabilities

- a) The Nation has commitments of \$226,084 (2019 – \$847,282) related to the completion of housing under construction.
- b) Under the terms of the purchase agreement for the Provincial Jericho lands and the MST (Jericho 2016) Limited Partnership agreement, Squamish Nation will be required to make the following principal payments towards the purchase of the Provincial Jericho lands:

November 2021	\$13,800,000
November 2022	\$18,630,000
November 2023	the balance of \$105,570,000 plus any accrued interest

- c) The Nation has outstanding letters of credit for \$100,000 (2019 – \$100,000) relating to a guarantee for a petroleum products supply and purchase agreement by Squamish Valley Gas Limited Partnership, \$150,000 (2019 – \$150,000) relating to a guarantee in connection with the operation of a gas station, and \$35,000 (2019 – \$35,000) relating to a guarantee with the operation of Westfair Foods Ltd.
- d) Under a contribution agreement between the Nation and Squamish Nation Trust (the Trust), an amount of \$500,000, plus interest, is repayable to the Trust if certain land acquired by the Nation in 2006 does not attain the status of Squamish Nation Reserve Land. On April 1, 2020, the \$500,000 became repayable to the Trust as the land acquired had not attained the status of Squamish Nation Reserve Land by March 31, 2020.

Squamish Nation

Notes to Consolidated Financial Statements

March 31, 2020

- e) The Nation has provided an unlimited guarantee to International Forest Products Limited (IFPL) for any damages IFPL may suffer as a result of the operation of Tree Farm Licence #38 by Northwest Squamish Forestry Limited Partnership.
- f) The Nation has indemnified the Nation member Trustees of the Trust against any claims or liabilities made against the Trustees arising from their activities as a Nation Trustee of the Trust.
- g) The Nation has, in conjunction with Lil'wat Nation, guaranteed a bank loan undertaken by Spo7ez for the purpose of financing the construction of the Squamish Lil'wat Cultural Centre. At March 31, 2020, Lil'wat Nation's share of the loan amount was \$71,202 (2019 – \$102,060). The Nation has also guaranteed all present and future liabilities of Spo7ez to a commercial bank, up to \$2,500,000 together with interest thereon, and also assigned to the bank present and future indebtedness of Spo7ez to the Nation as collateral security for a letter of credit.
- h) The Nation collects lease revenue from certain tenants where the title to the land under lease is held by the Government of Canada (Canada). The Nation has indemnified certain lessees against any losses claimed by Canada in respect of rent and fee payments made to the Nation rather than to Canada.
- i) Certain legal actions have been commenced against the Nation in connection with various matters arising during the normal course of business activities. Management is of the opinion that the cost of settling and defending such actions will not be significant and, accordingly, no provision for losses has been reflected in these consolidated financial statements.

In management's view, no provision for loss is required in respect of the above-noted guarantees and indemnities as at March 31, 2020 (2019 – \$nil).

10 Related party transactions

During the year, the Nation entered into the following transactions with related parties:

- Paid the Trust \$815,074 in interest for the loan (2019 – \$813,400) (note 11).
- Received \$2,682,954 (2019 – \$2,564,667) from the Trust being the allocation of net income paid by the Trust. In accordance with the Trust agreement, this amount was loaned back to the Trust (note 11).
- Received \$nil (2019 – \$13,829,733) from the Trust being the repayment of the loan from the Nation as at December 31, 2017, and gifted \$nil (2019 – \$13,829,733) to the Trust.
- Received administrative fee income of \$64,000 (2019 – \$64,000) from the Trust.
- Included in accounts receivable is \$128,842 (2019 – \$97,989) due from band members.
- Received \$380,000 (2019 – \$380,000) in rents, and \$154,357 (2019 – \$152,938) in property taxes from Lynnwood Marina Limited Partnership.
- Received \$85,000 (2019 – \$85,000) in management fees from Lynnwood Industrial Estates Ltd.
- Earned interest of \$1,330,667 (2019 – \$1,032,261) on the promissory note with MST (Jericho 2016) Limited Partnership.
- Received \$824,683 (2019 – \$615,847) in royalties and forestry revenue from Sqomish Forestry Limited Partnership, a partnership controlled by Northwest Squamish Forestry Limited Partnership.

Squamish Nation

Notes to Consolidated Financial Statements

March 31, 2020

- All employees who work at the Mosquito Creek Marina Limited Partnership (Mosquito) and Squamish Valley Gas Limited Partnership are employees of the Nation. During the year, the Nation charged \$1,031,621 (2019 – \$978,509) to Mosquito and \$392,592 (2019 – \$331,750) to Squamish Valley Gas Limited Partnership, respectively, in respect of salaries, wages and benefits.
- Transferred property and equipment with a value of \$475,107 to Capilano River RV Park Limited Partnership. A \$15,000 promissory note is non-interest bearing and repayable on demand.
- Partnership drawings of \$500,000 (2019 – \$500,000) are receivable to the Nation from Squamish Valley Gas Limited Partnership.

11 Squamish Nation Trust

On May 11, 2000, the Government of Canada (Canada) signed a Settlement Agreement (the Agreement) with members ratifying the terms of the Agreement. As compensation for this settlement, Canada paid the sum of \$92,500,000 into a trust account governed by a Trust Agreement.

Under the terms of the Agreement, the Trust has been established to hold the compensation and any income from the settlement for the benefit of current and future generations of members of the Nation. Trustees are appointed by the Council of the Nation to serve minimum two-year terms, and up to four-year terms. No members of the Council are eligible to serve as a Trustee. The Trustees have appointed an independent Trust Corporation as a fifth Trustee which, in addition to its Trustee duties, administers the Trust and maintains the records.

Trustees are to administer the Trust in accordance with the Trust Agreement and the Comprehensive Plan which has been approved by membership, and an established Investment Policy.

To assist with the administration of the Trust, the Nation receives advances from the Trust to pay certain expenses on the Trust's behalf. As at March 31, 2020, the Nation had an amount payable to the Trust of \$85,730 (2019 – \$18,266), representing the excess of advances received over the amount of such expenses.

From time to time, the Nation may receive amounts to be applied to designated programs as determined by the Trustees in accordance with the approved Comprehensive Plan. These amounts are included in the operations of the Nation. Revenues for community programs received from the Trust during the year were as follows:

	2020	2019
	\$	\$
Education	147,956	163,200
Elders	12,453	19,666
Housing	197,507	180,000
Member economic development	11,360	139,931
Recreation	151,019	90,000
Social programs and health	204,595	177,689
Squamish language and culture	20,865	158,080
	<hr/> 745,755	<hr/> 928,566

Squamish Nation

Notes to Consolidated Financial Statements

March 31, 2020

The Nation does not include the assets, liabilities, income or expenses of the Trust in its consolidated financial statements. Under the terms of the Trust Agreement, the annual net income (investment income less administrative expenses) of the Trust is to be paid to the Nation and immediately loaned back in full to the Trust. This results in separate annual loans receivable, without interest, payable to the Nation no sooner than 10 years from issuance, with any future repayment not to exceed 50% of the income of the Trust in that year.

As at March 31, 2020, cumulative loans receivable of \$5,247,619 (2019 – \$2,564,667) have been provided for in full.

The Nation is contingently liable under the Agreement to indemnify Canada from any loss or damage resulting from any proceedings against Canada by any parties in respect of the subject matter of the Agreement. As at March 31, 2020, management is not aware of any such proceedings, and considers any such contingent loss to be unlikely to occur.

In 2012, the Nation received a loan from the Trust in the principal amount of \$16.6 million for the acquisition of land. The Nation signed an extension for the loan on July 28, 2017 with the terms as follows:

- interest is charged at 4.9% per annum and payable monthly in arrears;
- principal is due on July 6, 2020, with earlier repayment in respect of the receipt of any prepaid rent and other proceeds or income with respect to the development of real estate on Capilano Indian Reserve No. 5, any proceeds with respect to a buy-out of the Department of Environment (DOE) lease, and any rent and other proceeds or income under the DOE lease or the land acquired (subsequent to year-end, the Nation is renegotiating the loan terms, as disclosed in note 8);
- security is provided by the Nation primarily in the form of a general security agreement in favour of the trustees, a mortgage over the land, an assignment of any prepaid rent and other proceeds from the development of real estate on Capilano Indian Reserve No. 5 and an assignment of any proceeds with respect to the buy-out of the DOE lease; and
- until the loan and interest thereon are repaid in full, the Trustees may set off such outstanding amounts against the amounts due by the Trust to the Nation.

12 Defined contribution plan

The Nation participates in individual defined contribution pension plans (the Plans) for its permanent employees. Permanent employees who elect to participate in a plan are required to contribute 5% of their earnings. An additional voluntary contribution of 3% of earnings is permitted. The Nation contributes amounts equal to the employees' contributions. The Nation contributed \$1,092,722 to the Plans during the year (2019 – \$1,076,991).

Squamish Nation

Notes to Consolidated Financial Statements

March 31, 2020

13 Change in operating working capital

	2020 \$	2019 \$
Accounts receivable	(3,185,696)	(7,575,760)
Prepaid expenses	128,507	27,017
Inventory held for resale	12,805	(8,547)
Accounts payable and accrued liabilities	177,593	(902,184)
Deferred revenue	(221,617)	21,186,610
Committed program funds	(313,811)	3,919,852
	<u>(3,402,219)</u>	<u>16,646,988</u>

14 Expenses by object

	2020 \$	2019 \$
Salaries and benefits	20,481,473	18,467,031
Interest	1,290,499	1,537,755
Amortization	4,170,165	4,441,846
Program costs	36,564,211	35,325,431
Taxation and commercial ventures	11,800,054	12,258,821
Equity losses	5,288,915	8,860,737
	<u>79,595,317</u>	<u>80,891,621</u>

15 Remuneration of elected officials and senior staff

Senior staff compensation

The Squamish Nation Salary Index and Performance Management Plan (Salary Plan) is a compensation plan which applies to all Nation employees, and is designed to attract, retain and motivate the calibre of employee needed to support the achievement of the Nation's goals of providing the best service to the Nation members. The Salary Plan has been approved by the Chiefs and Council. All employees, including the Nation's Managing Director and directors, are paid in accordance with the Salary Plan. For the year ended March 31, 2020, regular base pay for senior staff ranged from \$91,998 (2019 – \$86,700) to \$174,990 (2019 – \$125,000). These pay rates are annual and may differ based on number of months of employment.

Elected official compensation

For the year ended March 31, 2020, all members of the Council and the Band Manager were paid in accordance with remuneration provisions included in the Squamish Nation Council Governance Policy, ranging from \$70,200 (2019 – \$70,200) to \$78,000 (2019 – \$78,000) annually. Certain Councillors provide their services on a part-time basis and their remuneration is adjusted accordingly. Council members may also serve as a director for companies controlled 78,000 by the Nation. They receive no additional compensation for these services.

Squamish Nation

Notes to Consolidated Financial Statements

March 31, 2020

Travel

Local travel – Nation employees, including senior staff and Councillors, who use their personal vehicles for work-related purposes receive a monthly travel allowance.

Out of town – All business-related out-of-town travel by Councillors, the Band Manager and senior employees is pre-approved, either by the Council or by an Executive Operating Officer. Like many other governments, Nation employees and Councillors receive a daily stipend to cover meals, lodging and incidental costs when travelling on Nation business. When necessary, transportation costs are also paid. Daily stipend amounts are determined by policy.

Pension and benefits

The Nation contributes to pension plans and employment benefits (medical, dental and extended health, for example) for all employees and Councillors who meet eligibility requirements as defined by policy.

Other

The Nation provides an annual distribution to each member as well as a wide range of services to members and their families, such as education, health, housing and recreation services. Councillors and senior employees and their families may receive such services under the same conditions and eligibility requirements as other members.

16 Accounts receivable and accounts payable and accrued liabilities

Accounts receivable includes an amount of \$722,292 (2019 – \$2,713,139) due from Indigenous Services Canada. Accounts payable and accrued liabilities includes an amount of \$584,398 (2019 – \$628,856) due to Indigenous Services Canada.

17 Contractual rights

The Nation has entered in confidential agreements with various parties, whereby the Nation will receive future funding and other economic resources. These annual revenues include lease revenues, and proceeds from impact and benefit agreements and revenue sharing arrangements. Revenues range from \$10,000 to \$12.86 million (2019 – \$10,000 to \$19.5 million) per agreement and the terms of the agreements range from one year to fifty years.

In addition, the Nation has entered into funding agreements with the Government of Canada, Province of British Columbia and other funding agencies, to provide programs and service to the Nation members. The terms of these agreements range from one year to ten years, and the funding ranges from \$1,000 to \$16.2 million (2019 – \$1,000 to \$12.4 million) per agreement.

Squamish Nation

Notes to Consolidated Financial Statements

March 31, 2020

18 Accumulated surplus

During the year ended March 31, 2018, the Council approved a Target Fund Policy and established the following funds which are included in accumulated surplus and for which cash and cash equivalents have been designated:

	2020 \$	2019 \$
Special Projects Fund	2,750,000	3,150,000
Housing Development Fund	2,000,000	2,000,000
Major Capital Asset Replacement Fund	1,950,000	1,950,000
	<u>6,700,000</u>	<u>7,100,000</u>

In addition to the above-noted funds, a Per Capita (DB) Fund of \$1,200,000 was established. The distribution from this fund took place in December 2017.

19 COVID-19

In March 2020, the World Health Organization declared a global pandemic related to the coronavirus disease known as COVID-19. The impacts to the economy are expected to be far reaching which could cause a potential decrease in revenue from non-government sources. The potential impacts are being reviewed, but the nature and amount is still to be determined.

Squamish Nation

Schedule 1

Consolidated Schedule of Tangible Capital Assets

For the year ended March 31, 2020

	Balance – Beginning of year \$	Additions/ reclassifications during the year \$	Disposals and writedowns during the year \$	Balance – End of year \$
Cost				
Housing	66,366,488	3,470,205	-	69,836,693
Land*	20,470,377	4,612,267	-	25,082,644
Townhouses	780,000	-	-	780,000
Recreation facilities	5,391,341	-	-	5,391,341
Driving range facilities	2,603,120	-	-	2,603,120
Other building and lot	5,122,668	-	(1,155,297)	3,967,371
Prefab structures	2,406,065	-	-	2,406,065
Infrastructure	35,296,056	3,967,845	-	39,263,901
Office building and school	5,021,957	103,727	-	5,125,684
Computer hardware and software	4,932,211	148,419	-	5,080,630
Vehicles	2,016,246	-	(18,500)	1,997,746
Construction in progress	211,099	-	-	211,099
Squamish Lil'wat Cultural Centre	12,862,205	-	-	12,862,205
	<u>163,479,833</u>	<u>12,302,463</u>	<u>(1,173,797)</u>	<u>174,608,499</u>
Accumulated amortization				
Housing	45,245,275	2,071,254	-	47,316,529
Townhouses	780,000	-	-	780,000
Recreation facilities	3,596,017	154,038	-	3,750,055
Driving range facilities	2,603,120	-	-	2,603,120
Other building and lot	3,034,627	149,073	-	3,183,700
Prefab structures	2,128,538	86,495	-	2,215,033
Infrastructure	12,970,551	1,190,206	-	14,160,757
Office building and school	2,117,128	139,719	(671,901)	1,584,946
Computer hardware and software	3,956,914	201,607	-	4,158,521
Vehicles	1,424,543	177,772	(11,717)	1,590,598
Squamish Lil'wat Cultural Centre	3,041,948	-	-	3,041,948
	<u>80,898,661</u>	<u>4,170,164</u>	<u>(683,618)</u>	<u>84,385,207</u>
Net book value				
Housing	21,121,213	1,398,951	-	22,520,164
Land*	25,082,644	-	-	25,082,644
Recreation facilities	1,795,324	(154,038)	-	1,641,286
Driving range facilities	-	-	-	-
Other building and lot	2,088,041	(149,073)	(1,155,297)	783,671
Prefab structures	277,527	(86,495)	-	191,032
Infrastructure	22,325,505	2,777,639	-	25,103,144
Office building and school	2,904,829	(35,992)	671,901	3,540,738
Computer hardware and software	975,297	(53,188)	-	922,109
Vehicles	591,703	(177,772)	(6,783)	407,148
Construction in progress	211,099	-	-	211,099
Squamish Lil'wat Cultural Centre	9,820,257	-	-	9,820,257
	<u>87,193,439</u>	<u>3,520,032</u>	<u>(490,179)</u>	<u>90,223,292</u>

*In fiscal 2020, \$4,612,267 was reclassified from land held for resale to tangible capital assets due to changes in the Nation's intent for the respective land.

Squamish Nation

Schedule 1

Consolidated Schedule of Tangible Capital Assets

For the year ended March 31, 2019

	Balance – Beginning of year \$	Additions during the year \$	Disposals and writedowns during the year \$	Balance – End of year \$
Cost				
Housing	63,298,695	3,067,793	-	66,366,488
Land	20,470,377	-	-	20,470,377
Townhouses	780,000	-	-	780,000
Recreation facilities	5,391,341	-	-	5,391,341
Driving range facilities	2,603,120	-	-	2,603,120
Other building and lot	5,022,228	100,440	-	5,122,668
Prefab structures	2,406,065	-	-	2,406,065
Infrastructure	33,751,523	1,544,533	-	35,296,056
Office building and school	5,021,957	-	-	5,021,957
Computer hardware and software	6,952,075	471,897	(2,491,761)	4,932,211
Vehicles	1,625,898	246,421	(143,927)	1,728,392
Construction in progress	855,220	(644,121)	-	211,099
Squamish Lil'wat Cultural Centre	12,862,205	-	-	12,862,205
	161,040,704	4,786,963	(2,635,688)	163,191,979
Accumulated amortization				
Housing	43,289,530	1,955,745	-	45,245,275
Townhouses	780,000	-	-	780,000
Recreation facilities	3,441,979	154,038	-	3,596,017
Driving range facilities	2,499,000	104,120	-	2,603,120
Other building and lot	2,888,214	146,413	-	3,034,627
Prefab structures	2,010,984	117,554	-	2,128,538
Infrastructure	11,859,362	1,111,189	-	12,970,551
Office building and school	1,883,243	233,885	-	2,117,128
Computer hardware and software	6,183,734	195,752	(2,422,571)	3,956,915
Vehicles	1,088,293	190,008	(146,241)	1,132,060
Squamish Lil'wat Cultural Centre	2,808,806	233,142	-	3,041,948
	78,733,145	4,441,846	(2,568,812)	80,606,179
Net book value				
Housing	20,009,165	1,112,049	-	21,121,214
Land	20,470,377	-	-	20,470,377
Recreation facilities	1,949,362	(154,038)	-	1,795,324
Driving range facilities	104,120	(104,120)	-	-
Other building and lot	2,134,014	(45,973)	-	2,088,041
Prefab structures	395,081	(117,554)	-	277,527
Infrastructure	21,892,161	433,344	-	22,325,505
Office building and school	3,138,714	(233,885)	-	2,904,829
Computer hardware and software	768,341	276,145	(69,190)	975,296
Vehicles	537,605	56,413	(2,314)	591,704
Construction in progress	855,220	(644,121)	-	211,099
Squamish Lil'wat Cultural Centre	10,053,399	(233,142)	-	9,820,257
	82,307,559	345,118	(71,504)	82,581,173

Squamish Nation

Schedule 2

Consolidated Schedules of Segment Disclosure

For the year ended March 31, 2020

	Commercial operations \$	Community services \$	Government business enterprises and partnerships \$	2020 consolidated \$
Revenue				
Leases	28,988,764	-	-	28,988,764
Other income	3,906,279	16,784,950	-	20,691,229
Indigenous Services Canada	-	16,225,898	-	16,225,898
Lands and resources accommodation	9,915,523	-	-	9,915,523
Taxation	10,447,998	-	-	10,447,998
Cigarettes, gasoline and retail	4,103,090	-	-	4,103,090
Committed funds from prior year	-	7,610,556	-	7,610,556
Interest and other	4,822,744	-	-	4,822,744
Forestry revenue	824,683	-	-	824,683
Equity earnings, Mosquito Creek Marina Limited Partnership	-	-	2,006,098	2,006,098
Equity earnings, Lynnwood Marina	-	-	1,613,302	1,613,302
Equity earnings, Squamish Valley Gas Limited Partnership	-	-	441,995	441,995
Equity earnings, Capilano River R.V. Limited Partnership	-	-	1,065,428	1,065,428
Equity earnings, Northwest Squamish Forestry Limited Partnership	-	-	443,215	443,215
Interest and timber dues on funds held by the Government of Canada	51,393	-	-	51,393
Committed funds to next year	-	(7,296,694)	-	(7,296,694)
	<u>63,060,474</u>	<u>33,324,710</u>	<u>5,570,038</u>	<u>101,955,222</u>
Expenses				
Program costs	-	61,215,850	-	61,215,850
Taxation	3,981,016	-	-	3,981,016
Cigarettes, gasoline and retail	3,665,354	-	-	3,665,354
Leases	1,441,626	-	-	1,441,626
Interest and other expense	3,865,200	-	-	3,865,200
Lands and resources accommodation	741,480	-	-	741,480
Project negotiation expenses	378,893	-	-	378,893
Equity loss, MST (Jericho 2016) Limited Partnership	-	-	4,791,000	4,791,000
Equity loss, MST limited partnerships	-	-	437,000	437,000
Equity loss, LDB Developments (AQ/MIB/SN/TWN) Limited Partnership	-	-	60,911	60,911
	<u>14,073,569</u>	<u>61,215,850</u>	<u>5,288,911</u>	<u>80,578,330</u>
Excess (deficiency) of revenue over expenses of the year	<u>48,986,905</u>	<u>(27,891,140)</u>	<u>281,127</u>	<u>21,376,892</u>

Squamish Nation

Consolidated Schedules of Segment Disclosure

For the year ended March 31, 2020

Schedule 2

				Revenue	Expenses	Excess (deficiency) of revenue over expenses for the year	
	Indigenous Services Canada \$	Other income \$	Committed funds from prior year \$	Committed funds to next year \$	Total \$	Program costs \$	\$
Community programs							
Administration	945,038	765,068	-	-	1,710,106	2,752,655	(1,042,549)
Administration Squamish Valley	104,104	273,000	71,211	(131,717)	316,598	2,006,585	(1,689,987)
Bank, financial and insurance	-	-	90,000	(90,000)	-	5,579,661	(5,579,661)
Member support services	206,548	41,695	31,425	(173,052)	106,616	2,215,051	(2,108,435)
Band council	17,224	5,050	11,505	(4,401)	29,378	3,090,940	(3,061,562)
Distribution	-	-	-	-	-	6,146,009	(6,146,009)
Registry	44,836	260,049	91,143	(256,521)	139,507	881,921	(742,414)
Project negotiation and development – Commercial projects	60,257	-	129,895	(129,895)	60,257	65,640	(5,383)
Project negotiation and development – Natural resources/environment	-	185,000	-	-	185,000	194,728	(9,728)
Project negotiation and development – Community projects	101,443	23,983	40,380	-	165,806	128,067	37,739
Business revenue and services	-	-	9,993	(4,593)	5,400	71,089	(65,689)
House construction							
House construction	211,098	378,866	169,140	(169,175)	589,929	3,476,837	(2,886,908)
House construction costs capitalized to tangible capital assets	-	-	-	-	-	(3,470,205)	3,470,205
House – other projects	-	-	-	-	-	-	-
Community operations	762,008	19,327	22,390	(22,390)	781,335	3,001,799	(2,220,464)
Capital projects	581,713	46,703	2,572,614	(114,424)	3,086,606	-	3,086,606
Renovations	-	180,000	-	-	180,000	638,188	(458,188)
Human resources	155,029	-	-	-	155,029	2,017,795	(1,862,766)
Employment and training	80,000	2,050,107	379,092	(816,683)	1,692,516	2,553,749	(861,233)
Social assistance	3,315,705	437,289	-	(108,487)	3,644,507	3,527,499	117,008
Child and family services	5,297,323	4,423,334	1,152,957	(1,193,147)	9,680,467	9,632,633	47,834
Recreation, youth, elders – North Vancouver	-	62,717	-	(7,342)	55,375	1,317,358	(1,261,983)
Recreation – Squamish Valley	-	22,207	8,440	(20,993)	9,654	692,405	(682,751)
Health	53,913	636,315	704,869	(615,720)	779,377	1,252,075	(472,698)
Home and community care	305,509	709,104	10,033	(101,834)	922,812	922,812	-
Health benefits advocacy	-	464,490	7,534	(31,930)	440,094	440,094	-
Community health and wellness	-	732,209	129,195	(343,646)	517,758	517,758	-
Language and Cultural Affairs	-	330,355	13,300	(55,000)	288,655	1,016,398	(727,743)
Education – North Vancouver	3,927,782	631,805	492,541	(738,741)	4,313,387	5,968,783	(1,655,396)
Education – Squamish Valley	56,368	706,149	118,503	(41,738)	839,282	1,115,086	(275,804)
Rights and title	-	1,560,668	211,443	(542,803)	1,229,308	1,184,931	44,377
Grants	-	1,100	-	-	1,100	1,100	-
Intergovernment and accommodation	-	-	186,653	(186,653)	-	-	-
Intergovernment accommodations – accommodation project	-	-	956,300	(1,395,809)	(439,509)	78,891	(518,400)
Squamish Lil'wat joint projects	-	1,838,360	-	-	1,838,360	2,197,518	(359,158)
	16,225,898	16,784,950	7,610,556	(7,296,694)	33,324,710	61,215,850	(27,891,140)

Squamish Nation

Schedule 2

Consolidated Schedules of Segment of Disclosure

For the year ended March 31, 2019

	Commercial operations \$	Community services \$	Government business enterprises and partnerships \$	2019 consolidated \$
Revenue				
Leases	27,312,208	-	-	27,312,208
Other income	2,501,243	15,419,269	-	17,920,512
Indigenous Services Canada Lands and resources	-	17,585,280	-	17,585,280
accommodation	13,860,409	-	-	13,860,409
Taxation	10,669,449	-	-	10,669,449
Cigarettes, gasoline and retail	4,352,353	-	-	4,352,353
Committed funds from prior year	-	3,690,703	-	3,690,703
Interest and other	3,606,107	-	-	3,606,107
Forestry revenue	615,847	-	-	615,847
Equity earnings, Mosquito Creek Marina Limited Partnership	-	-	1,671,511	1,671,511
Equity earnings, Lynnwood Marina	-	-	1,507,809	1,507,809
Equity earnings, Squamish Valley Gas Limited Partnership	-	-	566,830	566,830
Equity earnings, LDB Developments (AQ/MIB/SN/TWN) Limited Partnership	-	-	9,217	9,217
Interest and timber dues on funds held by the Government of Canada	58,896	-	-	58,896
Committed funds to next year	-	(7,610,556)	-	(7,610,556)
	62,976,512	29,084,696	3,755,367	95,816,575
Expenses				
Program costs	-	58,234,308	-	58,234,308
Taxation	3,958,711	-	-	3,958,711
Cigarettes, gasoline and retail	3,638,983	-	-	3,638,983
Leases	2,572,091	-	-	2,572,091
Interest and other expense	2,512,187	-	-	2,512,187
Lands and resources accommodation	589,327	-	-	589,327
Project negotiation expenses	525,277	-	-	525,277
Equity loss, MST (Jericho 2016) Limited Partnership	-	-	6,799,000	6,799,000
Equity loss, MST limited partnerships	-	-	1,611,000	1,611,000
Equity loss, Northwest Squamish Forestry Limited Partnership	-	-	450,737	450,737
	13,796,576	58,234,308	8,860,737	80,891,621
Excess (deficiency) of revenue over expenses of the year	49,179,936	(29,149,612)	(5,105,370)	14,924,954

Squamish Nation

Consolidated Schedules of Segment Disclosure

For the year ended March 31, 2019

Schedule 2

				Revenue	Expenses	Excess (deficiency) of revenue over expenses for the year	
	Indigenous Services Canada \$	Other income \$	Committed funds from prior year \$	Committed funds to next year \$	Total \$	Program costs \$	\$
Community programs							
Administration	961,469	47,464	-	-	1,008,933	2,387,092	(1,378,159)
Administration Squamish Valley	57,329	228,585	56,198	(71,211)	270,901	1,716,002	(1,445,101)
Bank, financial and insurance	-	-	90,000	(90,000)	-	5,401,349	(5,401,349)
Member support services	-	177,308	77,806	(31,425)	223,689	2,346,395	(2,122,706)
Band council	-	45,094	16,941	(11,505)	50,530	3,091,846	(3,041,316)
Distribution	-	-	-	-	-	5,899,065	(5,899,065)
Registry	53,922	122,849	-	(91,143)	85,628	894,075	(808,447)
Project negotiation and development – Commercial projects	60,257	-	144,685	(129,895)	75,047	61,653	13,394
Project negotiation and development – Natural resources/environment	-	718,684	-	-	718,684	732,304	(13,620)
Project negotiation and development – Community projects	110,594	23,983	80,000	(40,380)	174,197	175,696	(1,499)
Business revenue and services	-	207,036	17,929	(9,993)	214,972	196,837	18,135
House construction							
House construction	714,483	114,221	338	(169,140)	659,902	3,074,748	(2,414,846)
House construction costs capitalized to tangible capital assets	-	-	-	-	-	(3,067,793)	3,067,793
Community operations	766,060	16,500	22,390	(22,390)	782,560	3,127,540	(2,344,980)
Capital projects							
Capital projects	2,550,287	40,160	316,856	(2,572,614)	334,689	733,430	(398,741)
Capital projects costs capitalized to tangible capital assets	-	-	-	-	-	(733,430)	733,430
Renovations	-	180,000	-	-	180,000	609,485	(429,485)
Human resources and IT	137,491	-	-	-	137,491	1,820,932	(1,683,441)
Employment and training	80,000	2,137,377	391,235	(379,092)	2,229,520	2,878,594	(649,074)
Social assistance	2,935,947	36,890	-	-	2,972,837	3,204,500	(231,663)
Child and family services	4,794,465	4,552,009	378,329	(1,152,957)	8,571,846	8,919,593	(347,747)
Recreation, youth, elders – North Vancouver	15,277	28,180	7,101	-	50,558	1,144,619	(1,094,061)
Recreation – Squamish Valley	-	4,516	9,124	(8,440)	5,200	538,118	(532,918)
Health	54,518	1,334,531	431,978	(704,869)	1,116,158	1,116,157	1
Home and community care	338,166	705,695	11,645	(10,033)	1,045,473	1,045,478	(5)
Health benefits advocacy	-	401,792	73,912	(7,534)	468,170	468,415	(245)
Community health and wellness	-	631,320	17,750	(129,195)	519,875	519,875	-
Language and Cultural Affairs	-	172,237	12,000	(13,300)	170,937	650,023	(479,086)
Education – North Vancouver	3,905,837	565,399	491,360	(492,541)	4,470,055	5,676,491	(1,206,436)
Education – Squamish Valley	49,178	598,124	294,070	(118,503)	822,869	1,170,669	(347,800)
Rights and title	-	528,599	126,403	(211,443)	443,559	353,240	90,319
Grants	-	2,200	-	-	2,200	-	-
Intergovernment and accommodation	-	-	252,653	(186,653)	66,000	66,000	-
Intergovernment accommodations – accommodation project	-	-	370,000	(956,300)	(586,300)	26,222	(612,522)
Squamish Lil'wat joint projects	-	1,798,516	-	-	1,798,516	1,986,888	(188,372)
	17,585,280	15,419,269	3,690,703	(7,610,556)	29,084,696	58,234,308	(29,149,612)